

THE WESLEYAN FUND



WESLEYAN'S ANNUAL COST PER STUDENT

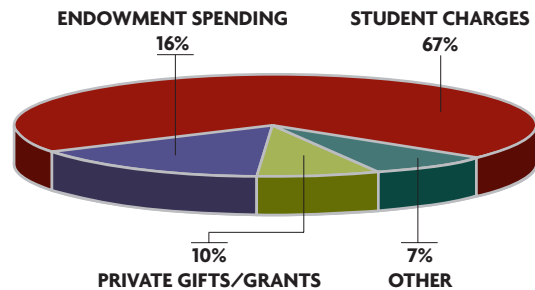
\$51,000 Wesleyan tuition, room, and board

+\$19,000 Tuition grant from alumni, parents, and friends through the Wesleyan Fund and the endowment

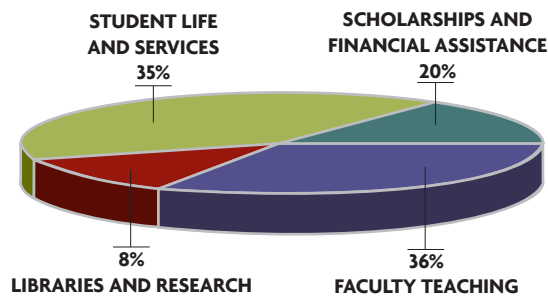
=\$70,000 Total cost per student



REVENUE | FY 10




EXPENDITURES | FY 10



\$218 MILLION OPERATING BUDGET IN FY 10

WESLEYAN STUDENTS engage in an intelligent dialogue with people from all backgrounds and disciplines, and become leaders who translate ideals into effective, productive results in the world.

FY 09 ALUMNI PARTICIPATION



2009 WESLEYAN FUND | 52% PARTICIPATION

DONORS	GIFT SIZE	GIFT TOTALS
4	\$250,000 OR MORE	\$1,990,671
13	\$100,000-\$249,999	\$1,687,836
19	\$50,000-\$99,999	\$1,127,454
58	\$25,000-\$49,999	\$1,644,795
154	\$10,000-\$24,999	\$1,952,762
193	\$5,000-\$9,999	\$1,081,597
399	\$1,831-\$4,999	\$1,005,559
13,566	UNDER \$1,831	\$2,048,796

Wesleyan relies on gifts at all levels—the result of cumulative giving through the Wesleyan Fund is powerful. Last year, donors gave \$12.5 million to the Wesleyan Fund. These “current-use” dollars represent the equivalent spending power of nearly \$250 million in endowment dollars. Annual gifts allow Wesleyan to meet priority needs each year.

CLASS OF 2013 ADMITTED STUDENTS

10,068 Applications
2,204 Admitted Students
745 Matriculants
47% Men
53% Women
35% Students of color
13% Relatives of Wesleyan alumni
10% Live outside of the U.S.
71% Top 10% of high school class
15% First in family to attend college
100% Tuition grant recipients

MEDIAN TEST SCORES

700 SAT
700 SATM
700 WR
32 ACT

STUDENT BODY 2009–2010

2,766 Undergraduate students
180 Graduate students
165 Non-resident study
3,111 TOTAL

STUDENTS AND FACULTY

9 : 1 Student-faculty ratio
20 Average number of students in an undergraduate course
13 Average number of students in a graduate course
330 Full-time faculty
47 Majors in 40 different departments and programs

UNDERGRADUATE STUDENT ETHNICITY

58% White
10% Asian
9% Latino
7% African American
1% Native American
9% Unknown/Other
7% International

STUDENT NEED

45% Undergraduate students receiving financial assistance
100% Undergraduate students receiving Wesleyan tuition grant

YOUR SUPPORT BUYS...

\$500 Books for one student for one semester
\$25,000 One-year Wesleyan scholarship for one student
\$1,000 Insurance for shuttle that transports students to off-campus events
\$255,000 Average cost of upgrading 600-square-foot classroom/seminar for multimedia technology
\$1,500 One campus wireless network node installed
\$7,800 Cost of periodic cleaning and refurbishment of the 24" research telescope mirror in Van Vleck Observatory
\$100,000 Four-year Wesleyan Scholarship
\$90,000 Annual campus-wide Microsoft software license
\$45,000 Annual cost of maintenance of Andrus Field
\$19,000 Average annual cost of education per student that is not covered by tuition (and, therefore, is paid by gifts from alumni, parents, and friends).



WESLEYAN DONOR ASSOCIATIONS

TRUSTEE ASSOCIATES \$250,000 or More
 PRESIDENT'S CIRCLE \$100,000 to \$249,999
 FOUNDERS CLUB \$50,000 to \$99,999
 WILLBUR FISK ASSOCIATES \$25,000 to \$49,999
 COLLEGE ROW SOCIETY \$10,000 to \$24,999
 JOHN WESLEY ASSOCIATES \$5,000 to \$9,999
 1831 SOCIETY \$1,831 to \$4,999
 DOUGLAS CANNON CLUB GOLD Leadership Giving
 FOSS HILL CLUB GOLD Consecutive Year Giving
 DAY SOCIETY Consecutive Year Giving
 OLIN ASSOCIATES Planned Gift

WHAT IS YOUR GIVING PRIORITY?

Wesleyan values your opinion. Let us know your area of interest in supporting Wesleyan. The Wesleyan community cares the most about the following giving priorities:

- | | |
|--|--|
| <input type="checkbox"/> Wesleyan's Greatest Need | <input type="checkbox"/> Scholarships |
| <input type="checkbox"/> Faculty Research and Teaching | <input type="checkbox"/> Student Life |
| <input type="checkbox"/> Facilities | <input type="checkbox"/> Library Resources |
| <input type="checkbox"/> Arts | <input type="checkbox"/> Sciences |
| <input type="checkbox"/> Athletics | <input type="checkbox"/> Technology |

give.wesleyan.edu

860.685.2110