








Level of Concern	Green Low	Yellow Medium	Orange High	Red Very High
Key Metrics Considered by University Leadership				
New Weekly Positives	Alert level increases as number increases 			
Number of Students in Isolation/Quarantine	Alert level increases as number increases 			
Turnaround Time for Tests	Alert level increases as time increases 			
Ability to Provide Essential Services	Alert level increases as number of available employees decreases 			
Positivity Rate in State of Connecticut	Alert level increases as positivity rate increases 			
Availability of PPE	Alert level increases as availability decreases 			
State and Federal Guidance	Alert level changes depending on guidance			
ICU Bed Capacity at Local Hospitals	Alert level increases as number of available beds decreases 			
Compliance Violations	Alert level increases as number of violations increases 