

WESLEYAN PUBLIC SAFETY

208 High Street, Middletown CT 06459-0208 (860) 685-2345

On behalf of the men and women of the Wesleyan University Department of Public Safety it is my pleasure to welcome you to campus. While no city or campus is free from crime, we are committed to partnering with you to make Wesleyan the safest environment possible to study, live, work and visit. With your help we can achieve this goal.

Public Safety is here to serve you 24 hours a day 365 days a year. We provide vehicle, bicycle and foot patrols on campus and respond to incidents that arise. We work closely with the Middletown Police and Fire Departments to assure emergency situations are responded to promptly and professionally.

We are very fortunate to have a highly experienced staff that responds proactively to situations with the goal of preventing problems whenever possible. Further, we offer a wide range of safety related programs at no cost that are aimed at increasing your awareness and preparedness. Please take some time to review the attached material and to learn more about our department. An informed and alert community is our best strategy to keep Wesleyan safe.

Best wishes for a productive and safe year!

Scott W. Rohde
Director
Wesleyan Public Safety



WESLEYAN PUBLIC SAFETY

208 High Street, Middletown CT 06459-0208 (860) 685-2345

Dorm Security

- Always lock your windows and doors before you leave and every night before bed.
- Never prop doors: Propping doors can allow uninvited guests or animals in not only putting yourself at risk but others as well.
- It is not a safe practice to leave a message on your door stating that you are not there.
- Don't let in people you don't know.
- Do not put your address on your key ring.
- Know your neighbors and look out for each other. Report any suspicious people or circumstances to Public Safety. Don't second guess it just call we are happy to come and assist.
- Program all emergency Numbers into your phone so you will not have to look for them if the need should arise.
- Don't keep large amounts of money in your dorm room. Open a bank account and use an ATM or Debit card but keep it in a safe place.
- Call Public Safety (**860-685-2345** for non-Emergency) or (**860-685-3333** for emergency calls) If you feel that you are in immediate danger call **911**. Stay calm and get away at your first opportunity.

Keeping your laptop safe and secure.

- Always keep a copy of your purchase receipt and copy and save your serial number as well as a description of your laptop.
- Never leave your laptop unattended in a public place or areas that are open: Olin Library, Usdan Center, Freeman Athletic Center (even in the cubby). Leaving your laptop unattended to often leads to a crime of opportunity.
- Back up all of your data in a separate place like cloud storage or an external hard drive that you can leave secured in your dorm room. Remember that it is not just your laptop that is lost or stolen it could be all your hard work too.
- Download Prey software to track your laptop or phone in case it gets misplaced or stolen. See below

Don't Let Thieves "Prey" Upon you!

Wesleyan University Members protect your devices from theft.



Anti-Theft tracking software lets you keep track of your laptop, phone or tablet should it ever go missing.



- Help reduce theft on our Campus
- Brought to you by Public Safety and ITS
- Download your piece of mind today.

www.Preypoint.com

Peace of Mind in seconds.

1 out of 10 laptops are lost or stolen.

**Don't become a statistic increase your
chances of recovery today.**



PREY is a third party vendor of Wesleyan University. Prey is not affiliated with Wesleyan University. Wesleyan University makes no representations or warranties regarding this product. Wesleyan University does not assume and expressly disclaims any and all liability related to or arising from the use of PREY, including, but not limited to, from damage, injury, loss of property, loss of data, loss of any and all resources, or any negative influence whatsoever, that may result from usage of PREY.

20 Common Sense safety tips to remember + a bonus tip

1. Travel in groups of two or more at night and always walk in well lit, heavily traveled areas.
2. Take the safest routes on campus, not always the fastest.
3. Stay on the part of the sidewalk that is farthest away from shrubs, dark doorways and alleys.
4. Share your class schedule with friends and family, effectively creating a buddy system.
5. When you go out, let someone know where you are going and when you plan to be back.
6. Know the locations of the Blue Light (Emergency) phones on campus.
7. Use the RIDE vans after dark. After the vans have stopped running for the night call a friend or Public Safety for a ride back to your residence.
8. Always listen to your *instincts-gut feeling*- it may be alerting you to a dangerous situation or that something is not quite right. When you get that feeling, get away from the situation.
9. ALWAYS lock your residence hall doors and windows when away.
10. Avoid displaying large amounts of cash or other tempting targets such as jewelry or expensive clothing.
11. Always lock your bike to a bike rack with a heavy U Lock.
12. Always lock your car and keep valuables out of sight. Check the back seat before getting in the vehicle.
13. When approaching your vehicle have your keys in hand for a quick entry.
14. Park in well lit, well-traveled areas of campus.
15. Program 911 and the number to Public Safety in to your cell phone- 860-685-3333 (emergency) or 860-685-2345 (routine).
16. Remember that alcohol and/or drugs are involved in up to 90 percent of crimes on college campuses.
17. If jogging alone in deserted areas or late at night carry some type of personal protection device- pepper spray, personal alarm, etc. Be sure to check campus policy on carrying personal protection.
18. Learn to be safety conscious- thinking that crime will never effect you is wrong- and it's usually when you let your guard down that you may not recognize a dangerous situation.
19. Enroll in a RAD self-defense class. Look for information on this from Public Safety
20. Wherever you are, stay in control of what goes on around you, stay aware and alert to your surroundings and the actions of people around you.
21. **BONUS TIP** Please look both ways before you cross the road even in the crosswalk. It is important to remember that the laws of physics outweigh the law of stopping for a pedestrian. Please give the cars ample time to stop before stepping out in front of them.

WESLEYAN PUBLIC SAFETY

208 High Street, Middletown CT 06459-0208 (860) 685-2345

PERSONAL PROPERTY INVENTORY REGISTRATION FORM

(For use with operation ID, bicycle registration and personal property registration)

Name _____ Class Year _____

Residence Hall/ Address _____ Telephone # _____

P.O. Box _____

Home Address (street) _____ Telephone # _____

(City & State) _____ Zip Code _____

Directions (Operation ID)

YOU MAY ALSO USE OUR ONLINE FORM at: www.wesleyan.edu/publicsafety.

Look for the **operation Identification** link under the
personal safety and crime prevention portion of our website.

(1) Engrave your state driver's license number, i.e. CT 80231689, on all moveable items of value in your possession. If you do not have a driver's license then use another identifiable number.

Driver's License example:

000000000-1 (television)

000000000-2 (computer)

000000000-3 (bicycle)

(2) Record all valuables in your room systematically on this inventory list with the information requested below. Include those items engraved, retaining a copy for yourself and submitting a duplicate to the Public Safety Office. (208 High St.). (If not engraved indicate by printing N/A)

1. Item _____ Brand Name _____

Serial Number _____

Engraved Driver's License or other identifiable number _____

Distinguishable features _____

2. Item _____ Brand Name _____

Serial Number _____

Engraved Driver's License or other identifiable number _____

Distinguishable features _____

3. Item _____ Brand Name _____

Serial Number _____

Engraved Driver's License or other identifiable number _____

Distinguishable features _____

4. Item _____ Brand Name _____

Serial Number _____

Engraved Driver's License or other identifiable number _____

Distinguishable features _____

5. Item _____ Brand Name _____

Serial Number _____

Engraved Driver's License or other identifiable number _____

Distinguishable features _____

6. Item _____ Brand Name _____

Serial Number _____

Engraved Driver's License or other identifiable number _____

Distinguishable features _____



Tips for the University

A two and half hour program that provides students with the knowledge and confidence necessary to reduce high Risk drinking behavior among peers. It also arms the students with essential knowledge and tools to prevent alcohol related problems here on our campus.

Students will learn:

Decision-making skills that help students weigh the consequences of their actions and those of their peers, and moderate their behavior to avoid problems with alcohol.

Confidence to intervene to prevent alcohol-related incidents on campus such as property damage, injury, underage drinking and drunk driving.

Interpersonal skills that increase students' ability to intervene in difficult alcohol-related situations.

Respect and concern for others leading to a more positive campus environment.

Leadership qualities that help students influence their peers to avoid problem behaviors.

Contact Lt. Paul Verrillo to schedule a class or get more information.

Lieutenant Paul Verrillo

pverrillo@wesleyan.edu

860-685-2818



A Free App That Prevents Violence Before It Happens

*** Winner of the 2011 HHS / White House "Apps Against Abuse" Challenge ***

*** Winner of the Institute of Medicine / Avon Foundation for Women "End Violence @Home" Challenge ***

“Thanks to the creativity and vision of these developers, young people now have a new line of defense against violence in their lives.”

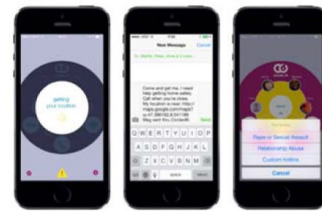
**VICE PRESIDENT
JOE BIDEN**

“An app all women should download now!”
COSMOPOLITAN

“Will Circle of 6 actually help users feel safer? You bet.”
MTV

“[with Circle of 6] I never walk alone...”
**ALEXANDRA HUTTNER,
DUKE UNIVERSITY,
IN THE NEW YORK TIMES**

 Now in Hindi! अब हिन्दी में!



HOW IT WORKS



CAR ICON: COME GET ME.

An SMS message will be ready to send that reads:
“Come and get me. I need help getting home safely.”
It will send a map using GPS to show your circle exactly where you are.



PHONE ICON: CALL ME.

An SMS message will be ready to send that reads:
“Call and pretend you need me. I need an interruption.”



CHAT ICON: I NEED SOME ADVICE.

An SMS message will be ready to send that reads:
“I’m looking up information about healthy relationships and respect. Just letting you know.”
There will be links to loveisrespect.org and whereisyourline.org. This keeps your circle informed of what’s on your mind, but doesn’t ask for immediate action.



EXCLAMATION POINT:


Pre-programmed national hotlines and a local number the user can customize.

www.circleof6app.com

facebook.com/Circleof6

[@circleof6app](https://twitter.com/circleof6app)

circleof6app@gmail.com



FEATURED IN:

The New York Times

WIRED




COSMOPOLITAN

marie claire



©2013 Tech 4 Good



***“So what does a
dried grape
have to do with
Crime Prevention?”***



*When you think of Safety, think **R.A.I.S.I.N.:**
REPORT **A**LL **I**MPORTANT **S**AFETY **I**SSUES **N**OW!*

Timing is critical. If you notice any suspicious behavior, use your cell phone to report it ASAP. The longer it takes between an incident and its report, the more time it will take to investigate it. Also, remember specific details that will aid the dispatcher or officer on the scene.

Doors and Windows: Did you take your keys? Are windows and doors secured?

Valuables: Did you leave your jewelry or money where anyone can see them?

Computers: Did you leave your laptop unattended? Are your files backed up?

Bicycles and Vehicles: Is your bike locked? Are the windows closed in your car?



Walking Around Campus: Walk with a Friend or Call ***the Ride*** (x3788).

Drink Responsibly: Know Your Limits / Avoid Having Your Drink Spiked.

BE AWARE. Stay alert to your environment, the people and situations around you.

TRUST YOUR INSTINCTS. If someone makes you feel uneasy, leave. Then call P-Safe!

BE ON THE LOOKOUT FOR HELP. Blue Light phones are placed throughout the campus.



***Remember: Public Safety
is here for YOU, 24/7.***



ROUTINE CALLS: (860) 685-2345

EMERGENCY USE: (860) 685-3333